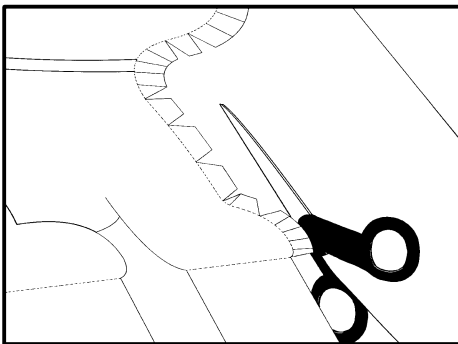



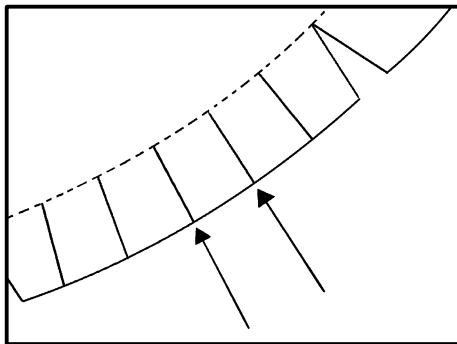
LOTOCRAFT

01 - Loti

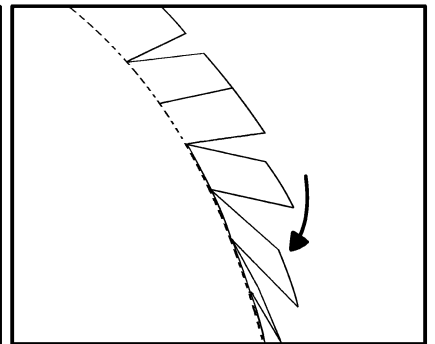
© 2011 TROY CHIN / DREARY WEARY COMICS




1. CUT OUT PARTS ALONG THIN OUTLINE



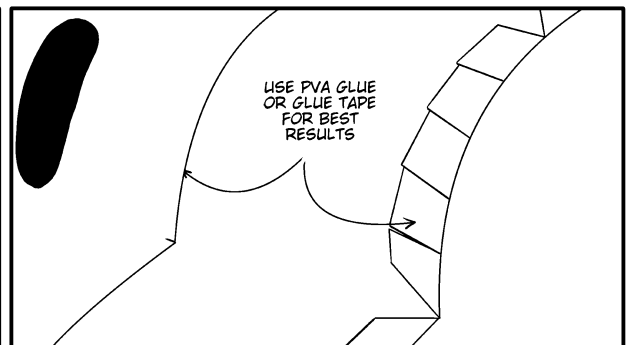
2. MAKE PARTIAL CUTS BETWEEN FOLDS



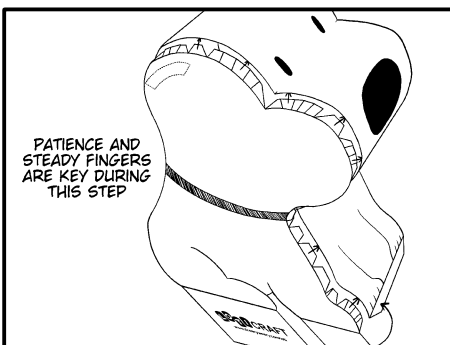
3. FOLD TABS ALONG DOTTED LINES



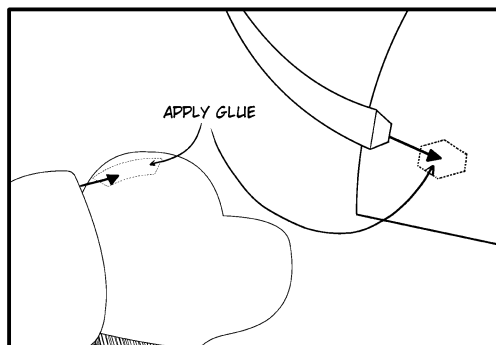
4. PREPARE PARTS BY CURLING AND BENDING BEFORE GLUING




5. APPLY GLUE TO TABS OR MATCHING UNDERSIDE



6. CAREFULLY FASTEN BODY TOGETHER



7. ATTACH EARS AND TAIL TO DOTTED AREAS



8. SMILE!

